




Quality You Can Trust... From North America's Largest Roofing Manufacturer!™

VERSASHIELD®

SOLO™

FIRE-RESISTANT SLIP SHEET

Typical Application For Combustible Deck



Just one layer of VersaShield® Solo™ Fire-Resistant Slip Sheet can provide a UL Class A Fire Rating!*

GAF's VersaShield® Solo™ is a unique, patent-pending Fire-Resistant Slip Sheet for installation within roofing assemblies where an increased fire rating is desired.

- **Highest Fire Ratings...** One layer of VersaShield® Solo™ Fire-Resistant Slip Sheet qualifies for UL Class A Fire Ratings over combustible decks with no incline limitations*
- **Reduced Installation Cost...** One layer of VersaShield® Solo™ Fire-Resistant Slip Sheet will reduce installation costs when compared to other fire-resistant slip sheets that require multiple layers to achieve equivalent fire ratings
- **Eliminates Gypsum-Based Boards...** One layer of VersaShield® Solo™ Fire-Resistant Slip Sheet may produce fire ratings equivalent to gypsum boards at significant labor and material savings
- **Easier For Installers...** Six-foot-wide sheet will cover the roof 50% faster than competitive products
- **Direct Replacement...** One layer of VersaShield® Solo™ Fire-Resistant Slip Sheet qualifies as a direct replacement for Elk FB-1S and FB-2S UL Rated Roofing Systems
- **Dimensions:** 6' X 166.7' (1.83 m X 50.8 m) Nominal
- **Coverage:** 10 Squares (1,000 ft²) (92.9 m²) Nominal
- **Weight:** 110.2 lbs. (50 Kg) Nominal



FIRE-RESISTANT
THE
BEST


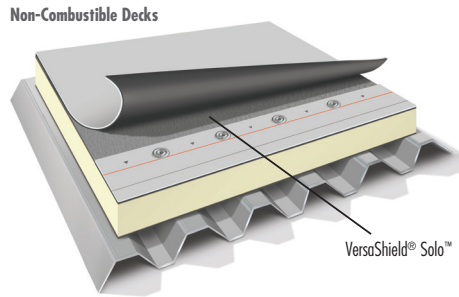


Quality You Can Trust...From
North America's Largest Roofing Manufacturer!™

VERSASHIELD® SOLO™ FIRE-RESISTANT SLIP SHEET

VersaShield® Solo™ is a unique, patent-pending Fire-Resistant Slip Sheet designed to be installed within a roofing system to provide protection from exterior fire exposure. It delivers superior protection against flame penetration and, in some cases, flame spread when installed in accordance with GAF Roofing System Specifications. Our proprietary fire-resistant coating is applied to a heavy weight, dimensionally stable fiberglass mat to ensure VersaShield® Solo™ Fire-Resistant Slip Sheet will roll out smoothly and lay flat.

Other Typical Applications:



Installation Instructions

Use: For installation under mechanically attached TPO membrane on nailable decks as a fire-resistant slip sheet. Refer to the GAF EverGuard® Single-Ply Roofing Systems TPO/PVC Application & Specifications Manual, call 1-800-ROOF-411, or visit the GAF website at www.gaf.com for more information.

Step 1: Prepare deck properly... The deck must be clean, dry, and smooth.

Step 2: Lay Out VersaShield® Solo™ Fire-Resistant Slip Sheet... Apply VersaShield® Solo™ Fire-Resistant Slip Sheet without wrinkles or creases, perpendicular to the direction the TPO membrane sheets will be installed.

Step 3: Overlap VersaShield® Solo™ Fire-Resistant Slip Sheet before fastening (see Figure 1)...

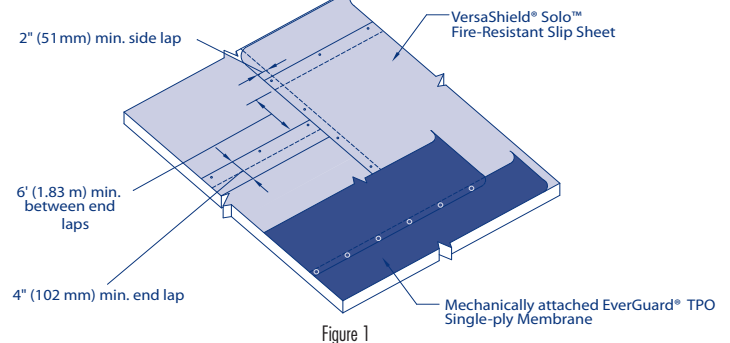
a) Minimum 2" (51 mm) overlap at side lap... Extend VersaShield® Solo™ Fire-Resistant Slip Sheet 2" (51 mm) over the preceding course.

b) Minimum 4" (102 mm) overlap at end lap... End laps should overlap a minimum of 4" (102 mm) and be offset from adjacent end laps by 6' (1.83 m).

Step 4: Fasten VersaShield® Solo™ Fire-Resistant Slip Sheet... Use corrosion-resistant nails with 1" minimum diameter metal or plastic caps. Install only enough nails to hold the VersaShield® Solo™ Fire-Resistant Slip Sheet in place until

the primary roof covering is applied (unless more fasteners are required by code). Nails should be long enough to penetrate at least 3/4" (19 mm) into wood decks, or just through plywood or OSB decks. Nails must be driven flush with the surface of the VersaShield® Solo™ Fire-Resistant Slip Sheet. Overdriving will damage the Fire-Resistant Slip Sheet. Raised fasteners may damage the TPO and/or may back out.

Step 5: Install mechanically fastened TPO... Do not install more VersaShield® Solo™ Fire-Resistant Slip Sheet than can be covered by the finished mechanically attached TPO roof membrane the same day. VersaShield® Solo™ Fire-Resistant Slip Sheet is NOT waterproof and should not be exposed to the weather before being covered with the primary roof covering.



Physical Properties

Tensile	MD	ASTM D146/D828	40 lb./in - width min.
Tensile	CMD	ASTM D146/D828	20 lb./in - width min.
Tear	MD	ASTM D1922	300 grams min.
Tear	CMD	ASTM D1922	400 grams min.

Packaging & Storage

- 12 rolls per pallet: 4 rolls laid horizontally, 3 layers high
- 22 pallets per truck, double stacked, 264 rolls / truck
- Double stacking is permissible
- Pallet dimensions: 74" x 48" (1.9 m x 1.2 m)
- Product must be stored protected from precipitation, moisture, sunlight, and extreme temperatures

Part of a UL Classified System when used as a component of a rated assembly over combustible and non-combustible decks.



COMGN195