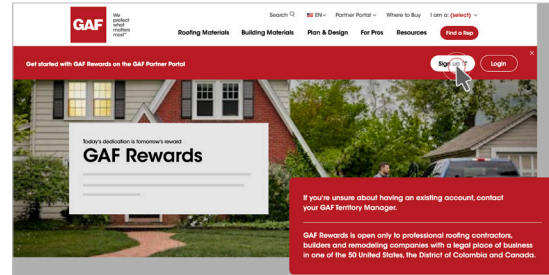


How to sign up: Access GAF Rewards through the GAF Partner PortalSM

Need to make a GAF Partner PortalSM account?

Start at gaf.com/rewards and click **Sign up**

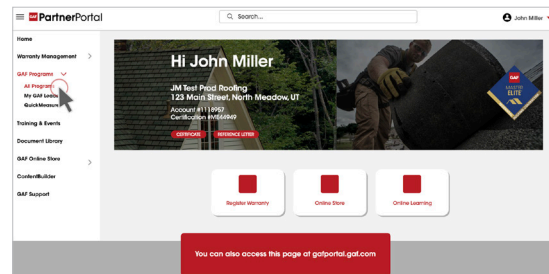
- Follow the step-by-step instructions.
- Once your answers are submitted, your account should be ready in under a minute.
- Follow instructions in the section below to sign up for GAF Rewards.*



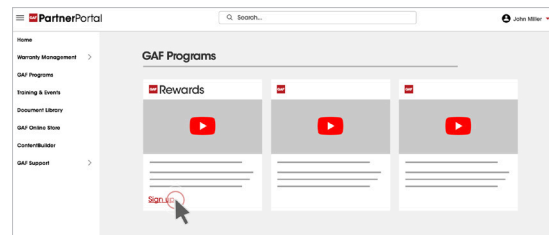
Have a GAF Partner PortalSM account?

Log in to your account at gafportal.gaf.com

- 1 Choose **GAF Programs** from the menu on the left, then choose **All Programs**

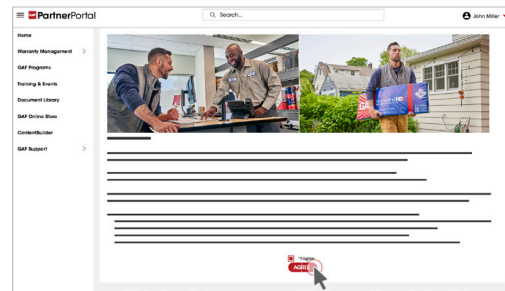


- 2 Click **Sign up** under **GAF Rewards**



- 3 Read and accept the terms, then click the **Submit** button

- Access may take 1–2 business days.



* GAF Rewards is open to professional roofing contractors, builders, and remodeling companies in the U.S. and Canada. Points earned on qualifying GAF purchases vary based on company type and GAF certification level. Proof of purchase must be received by 3/31 of the year following the purchase date listed on your proof of purchase. GAF is not responsible or liable for proofs of purchase that are late, lost, incomplete, misdirected, inaccurate, inappropriately formatted, or otherwise defective. For complete terms and conditions, special offers and qualifying GAF products in the U.S. visit gaf.com/rewards and for Canada visit gaf.ca/rewards. For a list of distributors approved by GAF to submit proofs of purchase, log in to your GAF Rewards Program Account, click on Submit Proof of Purchase, then Distributor Auto-submit Program.