











GAF product name & image	Cap material	Cap gauge	Cleat/clip material	Cleat/clip gauge	Standard size face heights (inches)	Cleat length/clip spacing (inches)	Membrane type	Cost	Factory Mutual ¹
--------------------------	--------------	-----------	---------------------	------------------	-------------------------------------	------------------------------------	---------------	------	-----------------------------

Drip Edge

EverGuard® Drip Edge		Galvanized Steel	24 ga.	Galvanized Steel	22 ga.	2.5 - 10	144	Single Ply	\$	Yes
			22 ga.							
		Aluminum	.040"							
			.050"							
EverGuard® Pro Drip Edge (Flat)		Galvanized Steel	22 ga.	Aluminum	Extruded	3 / 4.5 6 / 7.5	144	Single Ply	\$\$\$	Yes
		Aluminum	.040"							
EverGuard® Pro Drip Edge (Pitched)		Galvanized Steel	22 ga.	Aluminum	Extruded	3 / 4.5 6 / 7.5	144	Single Ply	\$\$\$	Yes
		Aluminum	.040"							
EverGuard® TPO Drip Edge		Galvanized Steel	24 ga.	Galvanized Steel	22 ga.	3 / 4 / 6	144	Single Ply	\$	Yes
EverGuard® PVC Drip Edge		Galvanized Steel	24 ga.	Galvanized Steel	22 ga.	3 / 4 / 6	144	Single Ply	\$	Yes

Coping

M-Weld™ Snap-On Coping		Galvanized Steel	24 ga.	Galvanized Steel	20 ga.	3.25 - 12 Outside 3 - 6 Max Tested 4 Inside	144	Asphalt/ Single-ply	\$	No
			22 ga.							
		Stainless Steel ²	24 ga.							
			22 ga.							
M-Weld™ Snap-On Plus Coping		Galvanized Steel	24 ga.	Galvanized Steel	16 ga.	3.25 - 12 Outside 3 - 6 Max Tested 4 Inside	144	Asphalt/ Single-ply	\$	No
			22 ga.							
		Stainless Steel ²	24 ga.							
			22 ga.							
EverGuard® Continuous Cleat Coping		Galvanized Steel	24 ga.	Galvanized Steel	20 ga.	3 - 12 Outside 2 - 12 Max Tested 4 Inside	144	Single-ply	\$	Yes
			22 ga.							
		Aluminum	.040"							
			.050"							
EverGuard® Coping		Galvanized Steel	24 ga.	Galvanized Steel	20 ga.	3 - 12 Outside 2.25 - 12 Max Tested 4 Inside	144	Asphalt/ Single-ply	\$	Yes
			22 ga.							
		Aluminum	.040"							
			.050"							
EverGuard® Gold Coping		Galvanized Steel	24 ga.	Galvanized Steel	16 ga.	3.5 - 12 Outside 2.75 - 12 Max Tested 4 Inside	144	Asphalt/ Single-ply	\$\$\$	Yes
			22 ga.							
		Aluminum	.040"							
			.050"							
			.063"							

¹ See RoofNav.com for specific assemblies

² Stainless Steel is a custom material

GAF Trade Name & Image	Cap material	Cap gauge	Cleat/clip material	Cleat/clip gauge	Standard size face heights (inches)	Cleat length/clip spacing (inches)	Membrane type	Cost	Factory Mutual ¹
------------------------	--------------	-----------	---------------------	------------------	-------------------------------------	------------------------------------	---------------	------	-----------------------------

Fascia

EverGuard® EZ Fascia		Galvanized Steel	24 ga. 22 ga.	Galvanized Steel	20 ga.	3.5 / 4.75 6.25 / 7.75	144	Single-ply	\$	Yes
		Stainless Steel ²	24 ga. 22 ga.							
		Aluminum	.040" .050" .063"							
EverGuard® Pro Fascia		Galvanized Steel	24 ga. 22 ga.	Aluminum	Extruded	4 / 5.5 7 / 8.5	144	Single-ply	\$\$\$	Yes
		Aluminum	.040"							
EverGuard® Pro Extended Fascia		Galvanized Steel	22 ga.	Aluminum/ Galvanized Steel	Extruded/ 20 ga.	8.5 / 10 11.5 / 13	144	Single-ply	\$\$\$	Yes
		Aluminum	.050" .063"							
EverGuard® Pro HG Fascia		Galvanized Steel	24 ga. 22 ga.	Aluminum	Extruded	4 / 5.5 7 / 8.6 / 10	144	Single-ply	\$\$\$	Yes
		Aluminum	.040" .050" .063"							
		Galvanized Steel	24 ga. 22 ga.							
M-Weld™ Pro HG Fascia		Galvanized Steel	24 ga. 22 ga.	Aluminum	Extruded	5.5 / 7	144	Asphalt	\$\$\$	Yes
		Aluminum	.040" .050" .063"							
		Galvanized Steel	24 ga. 22 ga.							
M-Weld™ Pro Standard Fascia		Galvanized Steel	24 ga. 22 ga.	Aluminum	Extruded	5.5 / 7 / 8.5	144	Asphalt	\$\$\$	Yes
		Aluminum	.040"							
M-Weld™ Pro Extended Fascia		Galvanized Steel	22 ga.	Aluminum/ Galvanized Steel	Extruded/ 20 ga.	8.5 / 10 11.5 / 13	144	Asphalt	\$\$\$	Yes
		Aluminum	.040" .050"							
M-Weld™ NP Fascia		Galvanized Steel	24 ga. 22 ga.	Galvanized Steel	24 ga.	5.25 / 6.75 8.25 / 9.75 11.25 / 12.75	144	Asphalt	\$\$	Yes
		Aluminum	.040" .050" .063"							
		Galvanized Steel	24 ga. 22 ga.							
EverGuard® Fascia		Galvanized Steel	24 ga. 22 ga.	Galvanized Steel	24 ga.	5.25 / 6.75 8.25 / 9.75 11.25 / 12.75	144	Single-ply	\$\$	Yes
		Aluminum	.040" .050" .063"							
		Galvanized Steel	24 ga. 22 ga.							
M-Weld™ Gravel Stop MB Fascia Type B		Galvanized Steel	24 ga. 22 ga.	Galvanized Steel	22 ga.	2 - 10 FM up to 6	144	Asphalt	\$	Yes
		Aluminum	.040" .050" .063"							
EverGuard® One Edge Fascia		Galvanized Steel	24 ga. 22 ga.	Galvanized Steel	20 ga.	4 / 5 6.5 / 8	144	Single-ply	\$	Yes
		Stainless Steel ²	24 ga. 22 ga.							
		Aluminum	.040" .050" .063"							
M-Weld™ One Edge Fascia		Galvanized Steel	24 ga. 22 ga.	Galvanized Steel	20 ga.	5 / 6.5 / 8	144	Asphalt	\$	Yes
		Stainless Steel ²	24 ga. 22 ga.							
		Aluminum	.040" .050" .063"							
EverGuard® One Edge Extended Fascia		Galvanized Steel	22 ga.	Galvanized Steel	20 ga.	9.5 / 11 12.5	144	Single-ply	\$	Yes
		Aluminum	.050" .063"							
M-Weld™ One Edge Extended Fascia		Galvanized Steel	22 ga.	Galvanized Steel	20 ga.	9.5 / 11 12.5	144	Asphalt	\$	Yes
		Aluminum	.050" .063"							
EverGuard® Gravel Stop		Galvanized Steel	24 ga. 22 ga.	Galvanized Steel	22 ga.	Up to 10	144	Single-ply	\$	Yes
		Aluminum	.040" .050" .063"							
		Galvanized Steel	24 ga. 22 ga.							



¹ See RoofNav.com for specific assemblies

² Stainless Steel is a custom material

For more information visit gaf.com/PerimeterEdgeMetal

We protect what matters most™

